



Feb 27th - Mar 1st 2009 Phillip Island, Australia
SUPPORT CLASS RESULTS
AUSTRALIAN SUPERBIKE
Race 2 (ASBK - Round 1 - Race 1)



Date: 01/03/09
 Event: R11
 Weather: Drizzle patches - Temp: 15.8C
 Track: Damp - Temp: 21.0C

PROVISIONAL RESULTS

Started at: 10:23:44
 Laps: 10
 Starters: 25
 Printed at: 10:48

Pos	No	Gr	Rider	Machine	Laps	Race Time	Behind	Fastest Lap	On Lap
1	21	A	Joshua WATERS (VIC) / Team Joe Rocket Suzuki	Suzuki GSX-R	10	17:58.429		1:46.000	5
2	3	A	Daniel STAUFFER (VIC) / Yamaha Racing Team	Yamaha YZF-R1	10	18:05.314	6.885	1:46.802	3
3	47	A	Wayne MAXWELL (VIC) / Motologic Racing	Honda CBR RR	10	18:06.382	7.953	1:46.491	5
4	1	A	Glenn ALLERTON (NSW) / Motologic Racing	Honda CBR RR	10	18:17.584	19.155	1:48.026	5
5	19	A	Shawn GILES (VIC) / Team Joe Rocket Suzuki	Suzuki GSX-R	10	18:17.735	19.306	1:47.648	6
6	5	A	Craig COXHELL (VIC) / CJC Racing	Honda CBR RR	10	18:26.031	27.602	1:48.730	5
7	27	A	Jamie STAUFFER (VIC) / Yamaha Racing Team	Yamaha YZF-R1	10	18:32.675	34.246	1:48.980	4
8	34	A	Brayden CARR (NSW)	Suzuki GSX-R	10	18:33.990	35.561	1:49.074	6
9	18	A	Ben HENRY (WA) / Allect Racing	Yamaha YZF-R1	10	18:34.904	36.475	1:49.191	4
10	12	A	Trent GIBSON (VIC)	Suzuki GSX-R	10	18:35.461	37.032	1:49.714	10
11	9	A	Zac DAVIES (NSW)	Yamaha YZF-R1	10	18:43.700	45.271	1:49.810	5
12	6	A	Robert BUGDEN (VIC) / Team Joe Rocket Suzuki	Suzuki GSX-R	10	18:45.610	47.181	1:51.130	4
13	26	A	Chris TROUNSON (VIC) / Motologic Racing	Honda CBR RR	10	18:45.663	47.234	1:50.197	5
14	80	B	Glenn TAYLOR (VIC)	Suzuki GSX-R	10	19:26.404	1:27.975	1:52.374	4
15	48	C	Ben KING (VIC) / Motologic Racing	Honda CBR RR	10	19:26.682	1:28.253	1:52.802	5
16	24	B	Jordan BURGESS (NSW)	Honda CBR RR	10	19:32.553	1:34.124	1:53.605	6
17	41	C	Wayne HEPBURN (VIC) / Motologic Racing	Honda CBR RR	9	18:12.727	1 Lap	1:55.617	6
18	98	C	Mark McHENRY (VIC)	Kawasaki ZX10R	9	18:19.331	1 Lap	1:58.751	6
19	50	C	Marcus GROGAN (VIC)	Suzuki GSX-R	9	19:43.250	1 Lap	2:04.137	8
DNF	25	A	Alistair MAXWELL (NSW)	Honda CBR RR	3	6:04.652	7 Laps	1:58.801	3
DNF	17	A	Adrian SCHLEGEL (VIC) / First Class Drain Cleaning	Honda CBR RR	2	3:54.242	8 Laps	1:51.397	2
DNF	11	A	Kevin CURTAIN (NSW) / Kawasaki Racing Team	Kawasaki ZX10R	1	2:12.906	9 Laps	2:12.906	1
DNF	62	A	Jason KAIN (NSW) / JK Motorsports	Kawasaki ZX10R	1	2:34.509	9 Laps	2:34.509	1
DNF	22	B	Pat MEDCALF (VIC) / Yamaha Racing Team	Yamaha YZF-R1	0		10 Laps		
DNF	28	B	Mark HIGGINS (VIC)	Yamaha YZF-R1	0		10 Laps		
DNS	35	A	John PHELAN (VIC) / Mornington Kawasaki	Kawasaki ZX10R					
DNS	68	B	Andrew ORD (VIC) / Ords Motorcycles	Suzuki GSX-R					
DNS	82	C	Johny ARKISIAN (VIC)	Yamaha YZF-R1					
DNS	86	A	Jay NORMOYLE (VIC) / Warren & Brown Technologies	Ducati 1098 R					
DNS	88	A	Christopher GALBRAITH (WA)	Suzuki GSX-R					
DNS	93	C	Mischa NUGENT (VIC)	Ducati 1098 S					


Fastest Lap was 1:46.000 by Joshua WATERS (VIC)

Current race record for SBK class - 1:32.921 by Jason O'HALLORAN (NSW) on a Honda CBR RR set on 01/03/08

*** Rider 25 (Alistair MAXWELL (NSW)) ineligible for series points due to machine ineligibility ***

The results are provisional until the end of the time limit for protests and appeals.


 Chief Time Keeper - Scott Laing


 Clerk of Course - Peter Smith

Computime Race Timing Systems Pty Ltd © 1996-2008



Licensed to Computime Race Timing Systems


www.computime.com.au

COMPUTIME RACE TIMING SYSTEMS PTY LTD

9 Timber Lane, Glen Waverley, Vic 3150. Ph : (03) 9803-7110

E-mail : scott@computime.com.au





Feb 27th - Mar 1st 2009 Phillip Island, Australia
SUPPORT CLASS RESULTS
AUSTRALIAN SUPERBIKE
Race 2 (ASBK - Round 1 - Race 1)



Date: 01/03/09
 Event: R11
 Weather: Drizzle patches - Temp: 15.8C
 Track: Damp - Temp: 21.0C

Started at: 10:23:44
 Laps: 10
 Starters: 25
 Printed at: 10:48

PROVISIONAL LAP TIMES

No	Name	Lap 1	Lap 2	Lap 3	Lap 4	Lap 5	Lap 6	Lap 7	Lap 8	Lap 9	Lap 10
1	Glenn ALLERTON (NSW)	1:56.437	1:48.653	1:48.500	1:48.464	1:48.026	1:49.016	1:49.942	1:49.516	1:49.591	1:49.439
3	Daniel STAUFFER (VIC)	1:55.415	1:47.162	1:46.802	1:46.950	1:47.749	1:47.528	1:48.233	1:48.731	1:48.654	1:48.090
5	Craig COXHELL (VIC)	1:56.805	1:49.545	1:49.534	1:49.171	1:48.730	1:49.861	1:49.909	1:50.249	1:51.378	1:50.849
6	Robert BUGDEN (VIC)	1:57.583	1:52.076	1:51.860	1:51.130	1:51.780	1:51.345	1:52.885	1:51.965	1:52.329	1:52.657
9	Zac DAVIES (NSW)	2:00.648	1:52.742	1:51.589	1:51.211	1:49.810	1:50.464	1:52.248	1:52.118	1:51.510	1:51.360
11	Kevin CURTAIN (NSW)	2:12.906									
12	Trent GIBSON (VIC)	2:00.712	1:51.030	1:50.124	1:50.849	1:49.997	1:50.223	1:51.683	1:50.530	1:50.599	1:49.714
17	Adrian SCHLEGEL (VIC)	2:02.845	1:51.397								
18	Ben HENRY (WA)	2:02.945	1:51.535	1:50.804	1:49.191	1:50.598	1:49.600	1:50.203	1:50.225	1:50.517	1:49.286
19	Shawn GILES (VIC)	1:55.807	1:49.589	1:49.945	1:49.031	1:48.136	1:47.648	1:48.853	1:49.676	1:49.543	1:49.507
21	Joshua WATERS (VIC)	1:53.526	1:46.197	1:46.530	1:46.391	1:46.000	1:46.242	1:47.170	1:47.573	1:48.554	1:50.246
24	Jordan BURGESS (NSW)	2:07.037	1:59.006	1:54.905	1:54.668	1:56.180	1:53.605	1:55.853	1:57.650	1:58.290	1:55.359
25	Alistair MAXWELL (NSW)	2:05.819	2:00.032	1:58.801							
26	Chris TROUNSON (VIC)	2:00.294	1:51.835	1:50.493	1:51.096	1:50.197	1:52.294	1:51.880	1:52.534	1:52.855	1:52.185
27	Jamie STAUFFER (VIC)	1:56.813	1:49.624	1:49.750	1:48.980	1:49.771	1:50.295	1:50.438	1:51.822	1:52.241	1:52.941
34	Brayden CARR (NSW)	2:01.233	1:52.950	1:50.302	1:49.635	1:49.772	1:49.074	1:50.010	1:50.727	1:49.773	1:50.514
41	Wayne HEPBURN (VIC)	2:10.779	2:01.195	2:03.450	2:06.333	2:01.227	1:55.617	1:56.874	1:58.484	1:58.768	
47	Wayne MAXWELL (VIC)	1:51.772	1:47.257	1:47.000	1:46.775	1:46.491	1:48.507	1:48.855	1:49.384	1:49.740	1:50.601
48	Ben KING (VIC)	2:09.130	1:58.322	1:57.251	1:54.644	1:52.802	1:53.692	1:55.510	1:54.700	1:55.934	1:54.697
50	Marcus GROGAN (VIC)	2:18.142	2:10.245	2:11.769	2:11.278	2:20.220	2:11.384	2:11.901	2:04.137	2:04.174	
62	Jason KAIN (NSW)	2:34.509									
80	Glenn TAYLOR (VIC)	2:16.365	1:55.304	1:52.908	1:52.374	1:53.280	1:53.481	1:53.678	1:57.093	1:57.236	1:54.685
98	Mark McHENRY (VIC)	2:12.401	1:59.126	2:04.169	1:58.995	1:59.439	1:58.751	2:00.160	2:03.496	2:02.794	

*** Rider 25 (Alistair MAXWELL (NSW)) ineligible for series points due to machine ineligibility ***

The results are provisional until the end of the time limit for protests and appeals.

Scott Laing
 Chief Time Keeper - Scott Laing

Peter Smith
 Clerk of Course - Peter Smith

Computime Race Timing Systems Pty Ltd © 1996-2008



Licensed to Computime Race Timing Systems

www.computime.com.au

COMPUTIME RACE TIMING SYSTEMS PTY LTD

9 Timber Lane, Glen Waverley, Vic 3150. Ph : (03) 9803-7110

E-mail : scott@computime.com.au





Feb 27th - Mar 1st 2009 Phillip Island, Australia

SUPPORT CLASS RESULTS

AUSTRALIAN SUPERBIKE

Race 2 (ASBK - Round 1 - Race 1)



Date: 01/03/09
Event: R11
Weather: Drizzle patches - Temp: 15.8C
Track: Damp - Temp: 21.0C

Started at: 10:23:44
Laps: 10
Starters: 25
Printed at: 10:48


PROVISIONAL FASTEST LAPS SEQUENCE

Lap	Race Pos	No	Rider	Machine	Fastest Lap	On Lap
1	1	47	Wayne MAXWELL (VIC)	Honda CBR RR	1:51.772	1
2	1	47	Wayne MAXWELL (VIC)	Honda CBR RR	1:47.257	2
2	2	21	Joshua WATERS (VIC)	Suzuki GSX-R	1:46.197	2
5	1	21	Joshua WATERS (VIC)	Suzuki GSX-R	1:46.000	5

*** Rider 25 (Alistair MAXWELL (NSW)) ineligible for series points due to machine ineligibility ***

The results are provisional until the end of the time limit for protests and appeals.


Chief Time Keeper - Scott Laing


Clerk of Course - Peter Smith

Computime Race Timing Systems Pty Ltd © 1996-2008



Licensed to Computime Race Timing Systems

www.computime.com.au

COMPUTIME RACE TIMING SYSTEMS PTY LTD

9 Timber Lane, Glen Waverley, Vic 3150. Ph : (03) 9803-7110

E-mail : scott@computime.com.au





Feb 27th - Mar 1st 2009 Phillip Island, Australia
SUPPORT CLASS RESULTS
AUSTRALIAN SUPERBIKE
Race 2 (ASBK - Round 1 - Race 1)



Date: 01/03/09
 Event: R11
 Weather: Drizzle patches - Temp: 15.8C
 Track: Damp - Temp: 21.0C

Started at: 10:23:44
 Laps: 10
 Starters: 25
 Printed at: 10:48

PROVISIONAL SPLIT TIMES

Lap	Split 1	Split 2	Lap Time	Lap	Split 1	Split 2	Lap Time
1 Glenn ALLERTON (NSW) (4th)							
1			1:55.352				
2			1:48.653				
3			1:48.500				
4			1:48.464				
5			1:48.026				
6			1:49.016				
7			1:49.942				
8			1:49.516				
9			1:49.591				
10			1:49.439				
24 Jordan BURGESS (NSW) (16th)							
1	1:07.844	56.241	2:04.085				
2	1:03.079	55.927	1:59.006				
3	1:01.273	53.632	1:54.905				
4	1:01.490	53.178	1:54.668				
5	1:02.105	54.075	1:56.180				
6	1:00.364	53.241	1:53.605				
7	1:01.491	54.362	1:55.853				
8	1:02.600	55.050	1:57.650				
9	1:02.946	55.344	1:58.290				
10	1:01.587	53.772	1:55.359				
3 Daniel STAUFFER (VIC) (2nd)							
1	1:02.864	50.500	1:53.364				
2	57.217	49.945	1:47.162				
3	56.860	49.942	1:46.802				
4	57.019	49.931	1:46.950				
5	57.206	50.543	1:47.749				
6	57.140	50.388	1:47.528				
7	57.744	50.489	1:48.233				
8	57.795	50.936	1:48.731				
9	57.753	50.901	1:48.654				
10			1:48.090				
5 Craig COXHELL (VIC) (6th)							
1	1:03.148	51.678	1:54.826				
2	58.206	51.339	1:49.545				
3	58.204	51.330	1:49.534				
4	58.133	51.038	1:49.171				
5	57.361	51.369	1:48.730				
6	57.842	52.019	1:49.861				
7	58.271	51.638	1:49.909				
8	58.457	51.792	1:50.249				
9	58.847	52.531	1:51.378				
10			1:50.849				
6 Robert BUGDEN (VIC) (12th)							
25 Alistair MAXWELL (NSW) (20th)							
1	1:06.627	55.620	2:02.247				
2	1:03.722	56.310	2:00.032				
3	1:03.173	55.628	1:58.801				
26 Chris TROUNSON (VIC) (13th)							
1	1:03.852	53.664	1:57.516				
2	59.496	52.339	1:51.835				
3	58.812	51.681	1:50.493				
4	58.873	52.223	1:51.096				
5	58.364	51.833	1:50.197				
6	59.435	52.859	1:52.294				
7	59.396	52.484	1:51.880				
8	59.260	53.274	1:52.534				
9	1:00.125	52.730	1:52.855				
10			1:52.185				
27 Jamie STAUFFER (VIC) (7th)							
1	1:03.659	51.429	1:55.088				
2	58.390	51.234	1:49.624				
3	58.750	51.000	1:49.750				
4	58.285	50.695	1:48.980				
5	58.660	51.111	1:49.771				
6	58.528	51.767	1:50.295				
7	58.636	51.802	1:50.438				

Chief Time Keeper - Scott Laing

Clerk of Course - Peter Smith

Computime Race Timing Systems Pty Ltd © 1996-2008



Licensed to Computime Race Timing Systems

www.computime.com.au

COMPUTIME RACE TIMING SYSTEMS PTY LTD

9 Timber Lane, Glen Waverley, Vic 3150. Ph : (03) 9803-7110

E-mail : scott@computime.com.au





Feb 27th - Mar 1st 2009 Phillip Island, Australia
SUPPORT CLASS RESULTS
AUSTRALIAN SUPERBIKE
Race 2 (ASBK - Round 1 - Race 1)



Date: 01/03/09
 Event: R11
 Weather: Drizzle patches - Temp: 15.8C
 Track: Damp - Temp: 21.0C

Started at: 10:23:44
 Laps: 10
 Starters: 25
 Printed at: 10:48

PROVISIONAL SPLIT TIMES

Lap	Split 1	Split 2	Lap Time	Lap	Split 1	Split 2	Lap Time
1	1:03.981	51.442	1:55.423	8	59.675	52.147	1:51.822
2	59.646	52.430	1:52.076	9	1:00.080	52.161	1:52.241
3	59.801	52.059	1:51.860	10			1:52.941
4	59.322	51.808	1:51.130	34 Brayden CARR (NSW) (8th)			
5	1:00.384	51.396	1:51.780	1	1:04.831	53.578	1:58.409
6	59.308	52.037	1:51.345	2	1:00.307	52.643	1:52.950
7	1:00.369	52.516	1:52.885	3	58.221	52.081	1:50.302
8	59.651	52.314	1:51.965	4	58.317	51.318	1:49.635
9	59.991	52.338	1:52.329	5	58.410	51.362	1:49.772
10			1:52.657	6	57.733	51.341	1:49.074
9 Zac DAVIES (NSW) (11th)				7	58.732	51.278	1:50.010
1	1:04.461	53.519	1:57.980	8	58.268	52.459	1:50.727
2	1:00.481	52.261	1:52.742	9	58.127	51.646	1:49.773
3	59.306	52.283	1:51.589	10			1:50.514
4	59.119	52.092	1:51.211	41 Wayne HEPBURN (VIC) (17th)			
5	58.325	51.485	1:49.810	1	1:07.852	58.476	2:06.328
6	58.265	52.199	1:50.464	2	1:03.462	57.733	2:01.195
7	59.870	52.378	1:52.248	3	1:05.544	57.906	2:03.450
8	59.825	52.293	1:52.118	4	1:07.048	59.285	2:06.333
9	59.438	52.072	1:51.510	5	1:04.688	56.539	2:01.227
10			1:51.360	6	1:01.716	53.901	1:55.617
11 Kevin CURTAIN (NSW) (22th)				7	1:01.630	55.244	1:56.874
1	1:09.821	1:00.333	2:10.154	8	1:03.757	54.727	1:58.484
12 Trent GIBSON (VIC) (10th)				9			1:58.768
1	1:05.067	52.119	1:57.186	47 Wayne MAXWELL (VIC) (3rd)			
2	59.340	51.690	1:51.030	1	1:01.058	49.796	1:50.854
3	58.605	51.519	1:50.124	2	57.059	50.198	1:47.257
4	59.250	51.599	1:50.849	3	56.977	50.023	1:47.000
5	58.501	51.496	1:49.997	4	57.064	49.711	1:46.775
6	58.692	51.531	1:50.223	5	56.574	49.917	1:46.491
7	59.639	52.044	1:51.683	6	58.265	50.242	1:48.507
8	58.785	51.745	1:50.530	7	58.242	50.613	1:48.855
9	58.818	51.781	1:50.599	8	58.484	50.900	1:49.384
10			1:49.714	9	58.025	51.715	1:49.740

Scott Laing
 Chief Time Keeper - Scott Laing

Peter Smith
 Clerk of Course - Peter Smith

Computime Race Timing Systems Pty Ltd © 1996-2008



Licensed to Computime Race Timing Systems


www.computime.com.au

COMPUTIME RACE TIMING SYSTEMS PTY LTD

9 Timber Lane, Glen Waverley, Vic 3150. Ph : (03) 9803-7110

E-mail : scott@computime.com.au





Feb 27th - Mar 1st 2009 Phillip Island, Australia
SUPPORT CLASS RESULTS
AUSTRALIAN SUPERBIKE
Race 2 (ASBK - Round 1 - Race 1)



Date: 01/03/09
 Event: R11
 Weather: Drizzle patches - Temp: 15.8C
 Track: Damp - Temp: 21.0C

Started at: 10:23:44
 Laps: 10
 Starters: 25
 Printed at: 10:48

PROVISIONAL SPLIT TIMES

Lap	Split 1	Split 2	Lap Time	Lap	Split 1	Split 2	Lap Time
				10	58.469	52.132	1:50.601
17 Adrian SCHLEGEL (VIC) (21th)				48 Ben KING (VIC) (15th)			
1	1:06.858	<u>52.220</u>	1:59.078	1	1:08.053	56.669	2:04.722
2	<u>58.987</u>	52.410	<u>1:51.397</u>	2	1:03.481	54.841	1:58.322
18 Ben HENRY (WA) (9th)				50 Marcus GROGAN (VIC) (19th)			
1	1:06.030	54.056	2:00.086	1	1:13.172	1:00.694	2:13.866
2	59.284	52.251	1:51.535	2	1:09.625	1:00.620	2:10.245
3	58.813	51.991	1:50.804	3	1:10.942	1:00.827	2:11.769
4	<u>57.776</u>	<u>51.415</u>	<u>1:49.191</u>	4	1:11.049	1:00.229	2:11.278
5	58.882	51.716	1:50.598	5	1:18.317	1:01.903	2:20.220
6	58.094	51.506	1:49.600	6	1:09.950	1:01.434	2:11.384
7	58.519	51.684	1:50.203	7	1:11.320	1:00.581	2:11.901
8	58.690	51.535	1:50.225	8	1:06.592	<u>57.545</u>	<u>2:04.137</u>
9	59.077	51.440	1:50.517	9	<u>1:05.517</u>	58.657	2:04.174
10		1:49.286		62 Jason KAIN (NSW) (23th)			
19 Shawn GILES (VIC) (5th)				80 Glenn TAYLOR (VIC) (14th)			
1	1:02.938	51.279	1:54.217	1	1:14.980	55.967	2:10.947
2	58.150	51.439	1:49.589	2	1:01.421	53.883	1:55.304
3	58.479	51.466	1:49.945	3	1:00.585	<u>52.323</u>	1:52.908
4	58.044	50.987	1:49.031	4	<u>59.740</u>	52.634	<u>1:52.374</u>
5	57.416	50.720	1:48.136	5	1:00.384	52.896	1:53.280
6	<u>57.281</u>	<u>50.367</u>	<u>1:47.648</u>	6	1:00.446	53.035	1:53.481
7	57.620	51.233	1:48.853	7	1:00.741	52.937	1:53.678
8	58.035	51.641	1:49.676	8	1:02.188	54.905	1:57.093
9	58.182	51.361	1:49.543				
10		1:49.507					
21 Joshua WATERS (VIC) (1st)							
1	1:01.260	49.951	1:51.211				
2	56.238	49.959	1:46.197				
3	56.532	49.998	1:46.530				
4	56.625	<u>49.766</u>	1:46.391				
5	<u>56.229</u>	49.771	<u>1:46.000</u>				
6	56.377	49.865	1:46.242				
7	56.826	50.344	1:47.170				

Chief Time Keeper - Scott Laing

Clerk of Course - Peter Smith

Computime Race Timing Systems Pty Ltd © 1996-2008



Licensed to Computime Race Timing Systems

www.computime.com.au

COMPUTIME RACE TIMING SYSTEMS PTY LTD

9 Timber Lane, Glen Waverley, Vic 3150. Ph : (03) 9803-7110

E-mail : scott@computime.com.au





Feb 27th - Mar 1st 2009 Phillip Island, Australia
SUPPORT CLASS RESULTS
AUSTRALIAN SUPERBIKE
Race 2 (ASBK - Round 1 - Race 1)



Date: 01/03/09
 Event: R11
 Weather: Drizzle patches - Temp: 15.8C
 Track: Damp - Temp: 21.0C

Started at: 10:23:44
 Laps: 10
 Starters: 25
 Printed at: 10:48

PROVISIONAL SPLIT TIMES


Lap	Split 1	Split 2	Lap Time	Lap	Split 1	Split 2	Lap Time
8	56.939	50.634	1:47.573	9	1:03.066	54.170	1:57.236
9	57.430	51.124	1:48.554	10	1:01.725	52.960	1:54.685
10	58.004	52.242	1:50.246				


98 Mark McHENRY (VIC) (18th)

1	1:08.709	59.101	2:07.810
2	1:03.072	56.054	1:59.126
3	1:06.606	57.563	2:04.169
4	1:03.889	55.106	1:58.995
5	1:02.989	56.450	1:59.439
6	1:03.317	55.434	1:58.751
7	1:03.558	56.602	2:00.160
8	1:06.770	56.726	2:03.496
9			2:02.794

*** Rider 25 (Alistair MAXWELL (NSW)) ineligible for series points due to machine ineligibility ***

The results are provisional until the end of the time limit for protests and appeals.


 Chief Time Keeper - Scott Laing


 Clerk of Course - Peter Smith

Computime Race Timing Systems Pty Ltd © 1996-2008



Licensed to Computime Race Timing Systems


www.computime.com.au

COMPUTIME RACE TIMING SYSTEMS PTY LTD

9 Timber Lane, Glen Waverley, Vic 3150. Ph : (03) 9803-7110

E-mail : scott@computime.com.au





Feb 27th - Mar 1st 2009 Phillip Island, Australia
SUPPORT CLASS RESULTS
AUSTRALIAN SUPERBIKE
Race 2 (ASBK - Round 1 - Race 1)



Date: 01/03/09
 Event: R11
 Weather: Drizzle patches - Temp: 15.8C
 Track: Damp - Temp: 21.0C

Started at: 10:23:44
 Laps: 10
 Starters: 25
 Printed at: 10:48

PROVISIONAL LAP CHART

Grid	1	2	3	4	5	6	7	8	9	10
47	47	47	47	21	21	21	21	21	21	21
1	21	21	21	47	47	47	47	47	47	3
19	3	3	3	3	3	3	3	3	3	47
27	19	1	1	1	1	1	19	1	1	1
5	1	19	19	19	19	19	1	19	19	19
3	5	5	5	5	5	5	5	5	5	5
6	27	27	27	27	27	27	27	27	27	27
21	6	6	6	6	12	12	34	34	34	34
11	26	12	12	12	34	34	12	18	18	18
26	9	26	26	26	26	18	18	12	12	12
9	12	9	34	34	6	6	26	26	9	9
18	34	34	9	18	18	26	6	6	6	6
34	17	17	18	9	9	9	9	9	26	26
24	18	18	24	24	80	80	80	80	80	80
12	25	25	80	80	24	24	24	48	48	48
22	24	24	25	48	48	48	48	24	24	24
86	48	48	48	98	98	98	98	41	41	
25	41	98	41	41	41	41	41	98	98	
35	98	80	98	50	50	50	50	50	50	
80	11	41	50							
62	80	50								
17	50									
28	62									
68										
88										
41										
48										
98										
82										
93										
50										

*** Rider 25 (Alistair MAXWELL (NSW)) ineligible for series points due to machine ineligibility ***

The results are provisional until the end of the time limit for protests and appeals.

Scott Laing
 Chief Time Keeper - Scott Laing

Peter Smith
 Clerk of Course - Peter Smith

Computime Race Timing Systems Pty Ltd © 1996-2008

Licensed to Computime Race Timing Systems

www.computime.com.au

COMPUTIME RACE TIMING SYSTEMS PTY LTD

9 Timber Lane, Glen Waverley, Vic 3150. Ph : (03) 9803-7110

E-mail : scott@computime.com.au

